

# Fastq quality data.

Your Name here

November 25, 2024

## Contents

<b>1</b>	<b>Project characteristics</b>	<b>1</b>
<b>2</b>	<b>Global summaries</b>	<b>1</b>
2.1	Project names and read numbers . . . . .	2
<b>3</b>	<b>Nucleotide patterns</b>	<b>2</b>
3.1	N nucleotides . . . . .	3
3.2	GC content . . . . .	4
3.3	Nucleotide frequencies . . . . .	5
<b>4</b>	<b>Phred qualities</b>	<b>7</b>
<b>5</b>	<b>Hierarchical clustering</b>	<b>8</b>

## 1 Project characteristics

Project characteristics
Contact
Phone
Institute
Mail
Start date

## 2 Global summaries

Input data: Summarized data on FASTQ files.

```
[fastqq] File ( 1/2) '/private/var/folders/r0/14fjk6cj5xj0j3brt4bplp140000gt/T/RtmpMC
```

```
[fastqq] File ( 2/2) '/private/var/folders/r0/14fjk6cj5xj0j3brt4bplp140000gt/T/RtmpMC
```

Printout of Fastqq object:

```
> fqq

Class      :      Fastqq
nFiles     :          2
maxSeqLen  :        101
k (Kmer len):         4

nReads     :        200
nr  N   nuc :          2
Min seq len :        101
Max seq len :        101
```

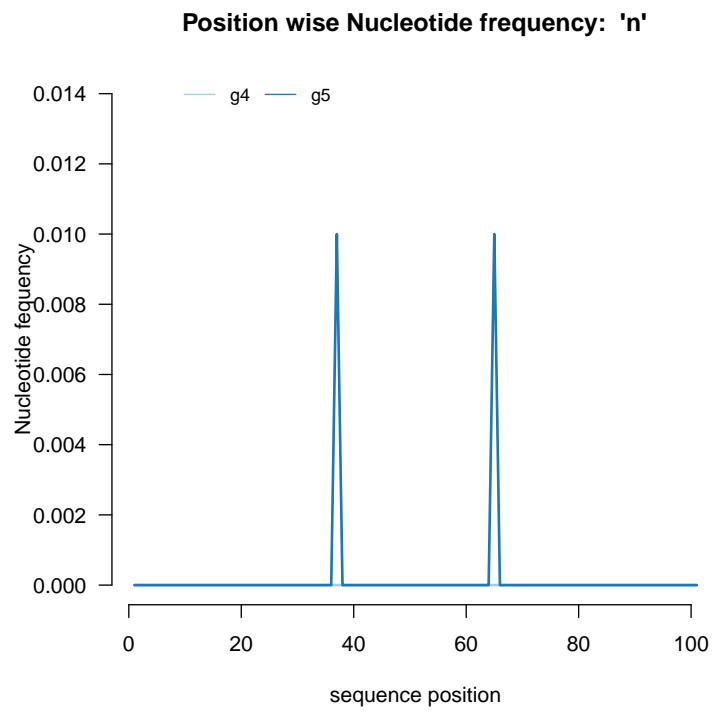
## 2.1 Project names and read numbers

```
> dfr<-data.frame(file=basename(fileNames(fqq)),
+                  sample=probeLabel(fqq),
+                  reads=format(nReads(fqq), big.mark=Sys.localeconv()[7]))
> print(dfr)
```

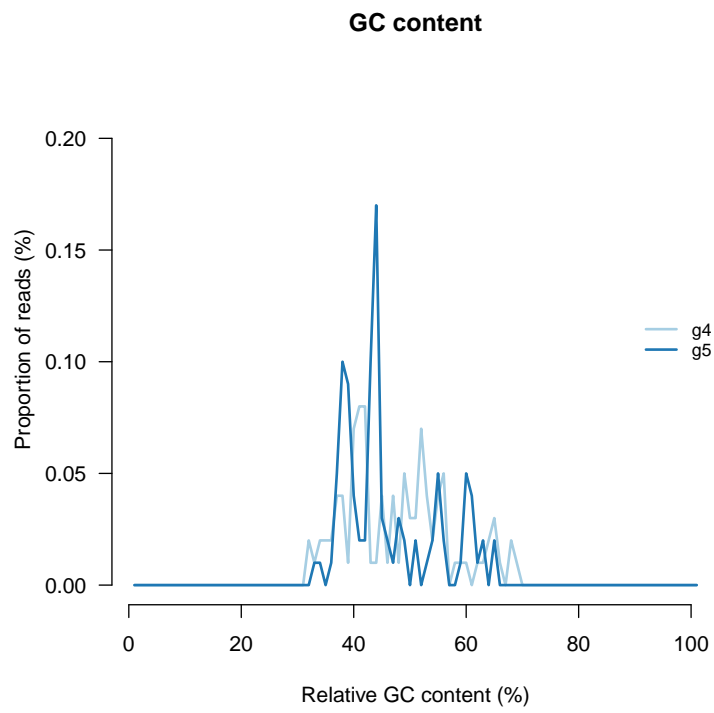
	file	sample	reads
1	g4_l101_n100.fq.gz	g4	100
2	g5_l101_n100.fq.gz	g5	100

## 3 Nucleotide patterns

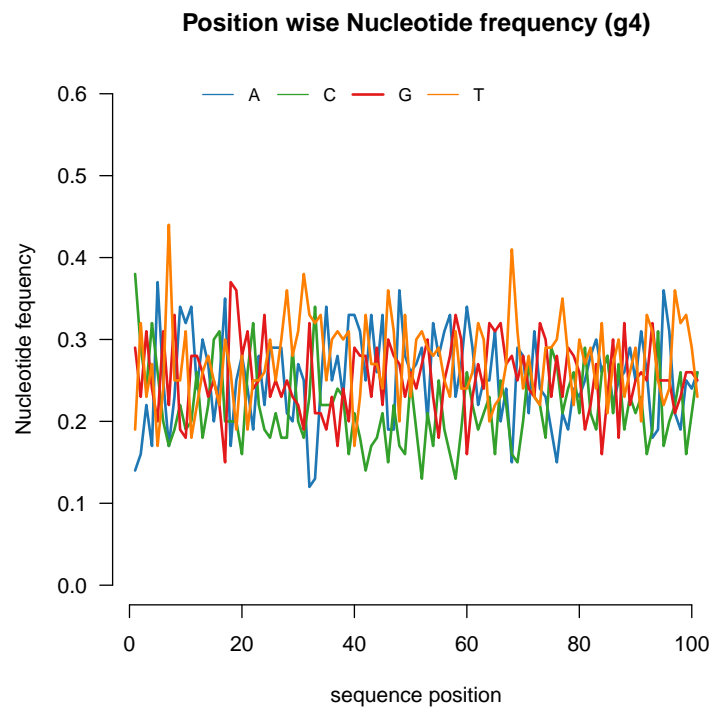
### 3.1 N nucleotides

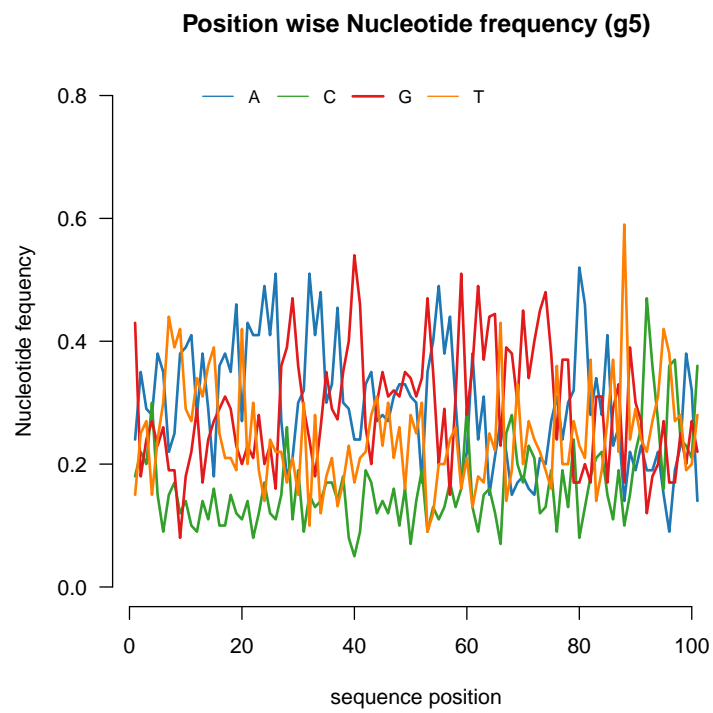


### 3.2 GC content

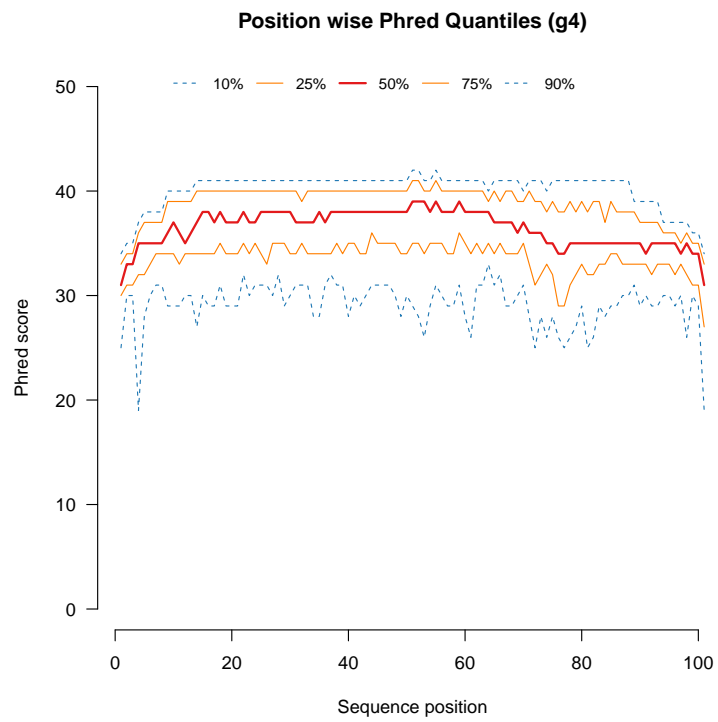


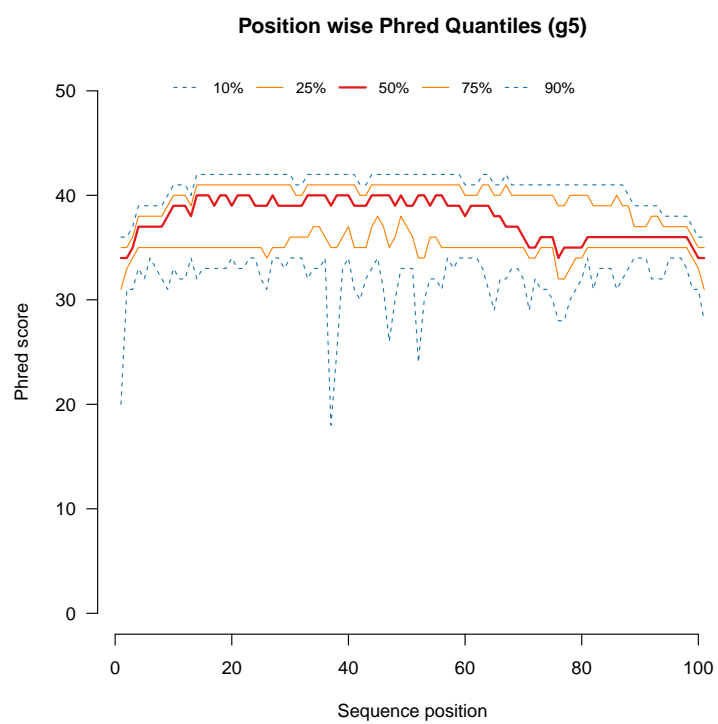
### 3.3 Nucleotide frequencies





## 4 Phred qualities





## 5 Hierarchical clustering

1_g4	1
2_g5	2



